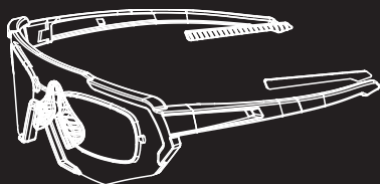


NAOS



NAOS

Vuori Specification

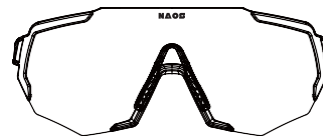
Type examination conducted by: SGS Fimko Oy,
Takomotie 8, FI-00380 Helsinki, Finland. Notified
Body No: 0598

This product is designed to protect users' eyes against impact caused by falling or projection of objects and collision with obstacles and solar radiation while riding MTB/Roadbike. It has passed EN1938:2010 to show compliance with EHSR of regulation (EU)2016/425

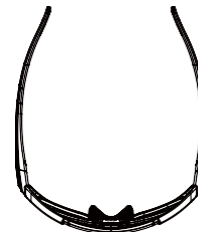
Product name: Sunglasses

Model: Naos Vuori

Front



Back



Product Details:

- Sunglasses for all kind cycling activities.
- Ultra Light, Low Profile TR90 Frame & Bio-based.
- Lens Trim for Superior Lens Construction
- Cylindrical Shape for a Wide Peripheral View
- Anti UV400 Protection for Your Eyes
- Filter category 0 (average range of luminoustransmittance 90 %, suitable for night driving)
- Pupillary distance: 5cm to 20cm
- Scratched or damaged lenses should be replaced
- Over the Glasses (OTG) Design

How to change the lens?

1. Remove the lens by pulling it out from the frame, starting on the sides, finally pull the lens out from the nose piece
2. Replace the lens by first connecting it at the nose piece, then push it back into the frame

EN1938:2010	Test standard
Naos Optics	Identification of manufacturer
Vuori	Model number
CE	CE marking

How To Choose The Right Lens

Since the environment and light can affect our eyes and experience, consumers can choose the appropriate lens according to the occasion and model, relying on the respective rate of the lens.

Sunglasses Cleaning

Only clean your goggles with the provided soft cloth (i.e. the pouch bag). DO NOT clean your goggles with paper towels, your sweatshirt, gloves, etc. as it may cause small scratches due to their abrasive properties.

If possible, DO NOT clean the inside of your lens, as they are treated with an anti-fog coating. By wiping the inside of the lens you're potentially removing that coating which may affect the anti-fog coating.

Naos Optics®

www.naos-optics.com